



N.U.T.S. GLOBAL HEADQUARTERS
5627 UNIVERSITY WAY NE
SEATTLE, WA 98105
PHONE 206-368-5490 EXT NUT (688)
FAX 206-527-8931
e-mail RodTandem@aol.com
www.rodcycle.com/activity.html

N.U.T.S. NEWS 1997

TANDEM 101 CLASSES

TANDEM MECHANICS CLASSES

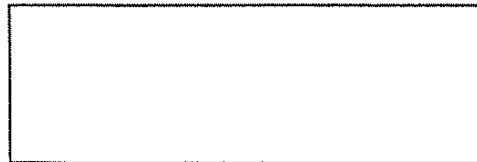

Special Tandem Events Issue!

Product Review - Pederson SE 2000 Tandem Brake
Revolutionary new tire lever!

NUTS Ride Calender hits the *World Wide Web!*

IMPORTANT SIGN UP INFO ON PAGE 4!!

N.U.T.S. GLOBAL HEADQUARTERS
5627 UNIVERSITY WAY NE
SEATTLE, WA 98105
PHONE 206-368-5490 EXT NUT (688)
FAX 206-527-8931
e-mail RodTandem@aol.com
www.rodcycle.com/activity.html





N.U.T.S. GLOBAL HEADQUARTERS
5627 UNIVERSITY WAY NE
SEATTLE, WA 98105
PHONE 206-368-5490 EXT NUT (688)
FAX 206-527-8931
e-mail RodTandem@aol.com
www.rodcycle.com/activity.html

N.U.T.S. EVENTS HIT THE WEB!

Now you can go to our website and look up any of the current rides or tandem class dates.
The address is <http://www.rodcycle.com/rides.html>

R+E CYCLES

Home Back Forward Load Images Stop Load Original

Current URL: <http://www.rodcycle.com/rides.html>

Page Complete Image Complete

Saturday, September 13th

Starts at 10:00 am
25-40 miles moderate pace
Meet at R+E Cycles
RSVP to 206-368-5490 ext. NUT (688) or [e-mail us at RodTandem@aol.com](mailto:RodTandem@aol.com)

Saturday, October 11th

Tandem 101 Class

Learn to ride a tandem.
Starts at 9:30 am at R+E Cycles
\$25 per couple.
RSVP to 206-368-5490 ext. NUT (688) or [e-mail us at RodTandem@aol.com](mailto:RodTandem@aol.com)

Sunday, October 26th

Our famous Halloween Trick or Treat Ride!
Great for kids and adults
Wear a costume & ride from toy store to toy store trick or treating.
8 miles in 4 hours
RSVP to 206-368-5490 ext. NUT (688) or [email us at RodTandem@aol.com](mailto:RodTandem@aol.com)

Saturday, November 8th

Tandem 101 Class

Learn to ride a tandem.
Starts at 9:30 am at R+E Cycles
\$25 per couple.
RSVP to 206-368-5490 ext. NUT (688) or [email us at RodTandem@aol.com](mailto:RodTandem@aol.com)

N.U.T.S. GLOBAL HEADQUARTERS • 5627 UNIVERSITY WAY NE • SEATTLE, WA 98105
PHONE 206-368-5490 EXT NUT (688) • FAX 206-527-8931
e-mail RodTandem@aol.com • <http://www.rodcycle.com/activity.html>




N.U.T.S. GLOBAL HEADQUARTERS
5627 UNIVERSITY WAY NE
SEATTLE, WA 98105
PHONE 206-368-5490 EXT NUT (688)
FAX 206-527-8931
e-mail RodTandem@aol.com
www.rodcycle.com/activity.html

A NEW TANDEM BRAKE

Product Review by Jim Lupori

CONSUMER'S REVIEW

THE SCOTT SE 2000 BRAKE SYSTEM



The true test of any brake system is that it slows your bike when you're blazing down a huge hill, or it brings you to a sudden stop when a child bolts in front of you on the Burke Gilman Trail or, better yet, when you and your bike are soaking wet and those brakes still keep on gripping. Tandems intensify these challenges due to their greater weight and higher average speeds.

In the 6 years my wife and I have been riding tandems, finding an effective braking system has been difficult. We have used cantilever and V brake systems but have found them unable to meet the rigors of long tandem rides. These

systems work well on shorter rides, but by the end of an average 25 or 30 mile ride with a few hills these systems get, for lack of a better term, "mushy." No matter how hard the captain grips them, the brakes lose their stickiness and the tandem keeps on going.

Enter the Scott SE 2000 brake system. These brakes are a hybrid cantilever which lack the usual short cables and spring loaded cantilevers. Instead, the SE 2000's utilize two solid bars linked by a spring loaded carrier. When you grip and release your brakes, the spring loaded carrier controls the brake pads. In addition, the cantilevers move forward against the wheel rims as you brake. As a result, the harder you grip, the more powerfully the brake pads contact the rims.

We have used the Scott SE 2000's for the last 1000 miles on our tandem. They have performed very well. Other than squeaking (which can be eliminated by periodic sanding of your brake pads) they have required little maintenance or adjusting. In fact, we only recently needed to tighten up the brake cables. You can't ask for better performance on hills. They consistently slow our bike effectively even at speeds approaching 50 miles per hour (do we really go that fast?). They lack the characteristic "mushiness" mentioned earlier. Even after relatively long rides the SE 2000's continue to grip well. They really have allowed us to stop when children have bolted in front of us on the BG trail. They have also worked well in rainy (cats & dogs) conditions.

Overall, we highly recommend the Scott SE 2000 brake system. *-Jim & Virginia Lupori 9-16-97*



N.U.T.S. GLOBAL HEADQUARTERS • 5627 UNIVERSITY WAY NE • SEATTLE, WA 98105
PHONE 206-368-5490 EXT NUT (688) • FAX 206-527-8931
e-mail RodTandem@aol.com • <http://www.rodcycle.com/activity.html>



N.U.T.S. GLOBAL HEADQUARTERS
 5627 UNIVERSITY WAY NE
 SEATTLE, WA 98105
 PHONE 206-368-5490 EXT NUT (688)
 FAX 206-527-8931
 e-mail RodTandem@aol.com
 www.rodcycle.com/activity.html

**READ THIS!!!
 REALLY READ
 THIS!!!**

IMPORTANT!!!

It's time to purge the mailing list. If you wish to continue receiving the NUTS News, you must respond to this in one of the following ways. NUTS News is the best way to receive information on tandem riding in the Northwest, including all of the updates & sign-up forms for the various tandem rallies.

Send the mailing label from your NUTS news, or a post card with your name and address to:

N.U.T.S. GLOBAL HEADQUARTERS
 5627 UNIVERSITY WAY NE
 SEATTLE, WA 98105

Phone us with your name and address at:
 PHONE 206-368-5490 EXT NUT (688)


Fax the information to:
 FAX 206-527-8931

e-mail the information to:
 RodTandem@aol.com




Revolutionary Tire Lever!

Everyone is asking us what the best new product that we found at the bike show was. Well, here it is. Speed Lever is the best \$7.99 you can spend! Must see to believe!



Inserts like a regular tire lever.

Then it telescopes down & uses the axle as a pivot!



Even the toughest tires are a breeze to remove!



Reinstalls just as easily! Just snap the lever on the rim.....



....And away you go!

Come on in to R+E Cycles! This one is worth a try!

